

Pippi's knipkaarten

Wat heb je nodig?

Onderstaande kaartjes en wasknijpers.

Wat moet je doen?

Print onderstaande kaarten uit en knip ze uit.

Voor vaker gebruik is lamineren raadzaam.

Stop de kaarten in een bakje of leg ze op de kop op een stapel.

Pak een kaartje, tel hoeveel er op je kaartje staan en zet de wasknijper op het juiste antwoord.




Als de kinderen er klaar mee zijn ga je ze samen controleren.

Veel plezier ermee!



20	19	18	13	12	14	20	19	21

7	8	9	5	6	7	6	7	8



3

4

5

8



9

10

1

2

3



13

14

15

16


17

18

13

14

15



3

4

5

4


5

6

1

2


3



10

11


12



2

3


4



5

6


7



2

3


4



3

4

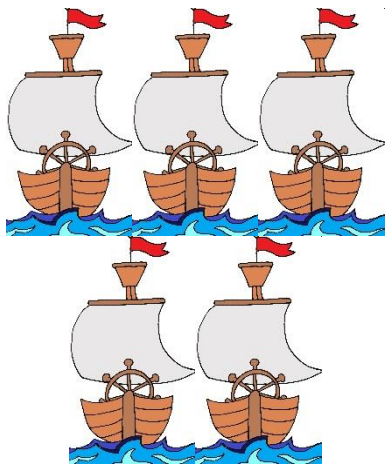
5



6

7

8



5

6


7



2

3

4



8

9

10